


ELECTROMECHANICAL RELAYS

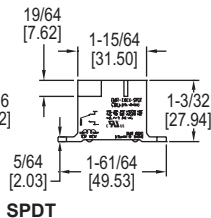
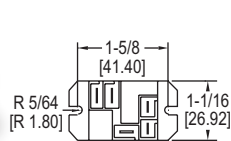
30 Amp, SPDT and DPDT Operation



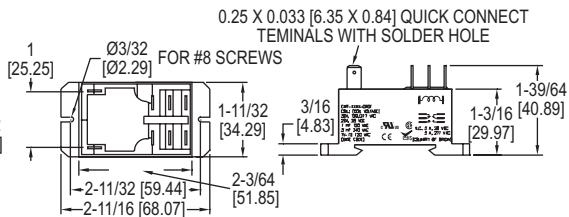
SPDT



DPDT



SPDT



DPDT

The **Series 9 Electromechanical Relays** are small in size, features Class F insulation for a max coil temperature of 155°C, quick-connect terminals for simple connection, and is panel mountable. The relays are compact and impervious to shock and vibration.

FEATURES/BENEFITS

- Compact size for flange mounting
- Quick-connect terminals to allow for easy installation

APPLICATIONS

- Motor control
- Lighting control
- Refrigeration compressor systems

MODEL CHART			
Model	Operation	Input Voltage	Coil Resistance
9AS5A5224	AC	24 VAC 50/60 Hz	500 Ω
9AS5A52120	AC	120 VAC 50/60 Hz	3000 Ω
92S11A22D24	AC	24 VAC 50/60 Hz	250 Ω
92S11A22D120	AC	120 VAC 50/60 Hz	1600 Ω
9AS5D5224	DC	24 VDC	576 Ω
92S11D22D12	DC	12 VDC	86 Ω
92S11D22D24	DC	24 VDC	1600 Ω

SPECIFICATIONS

Operating and Load Voltage Range: 12-277 VAC; 5-110 VDC.

Electrical Connection: Quick-connect tab terminals. SPDT 0.187" coil terminal/0.25" contact terminal; DPDT 0.25" coil terminal/0.25" contact terminal.

Switching Operation: SPDT or DPDT.

Electrical Rating: SPDT: NO 30 A @ 240 VAC / 28 VDC; NC 10 A @ 240 VAC / 28 VDC; DPDT: 30 A @ 240 VAC 20 A @ 28 VDC.

Temperature Limits: Storage: -40 to 185°F (-40 to 85°C); Operation: -40 to 131°F (-40 to 55°C).

Voltage Loss: 2.5 VA (VAC); 1W (VDC).

Cycle Life: 100,000 cycles (electrical); 10,000,000 cycles (mechanical).

Housing: Polyester resin.

Weight: 1.16 oz (45 g) (SPDT); 3 oz (85 g) (DPDT).

Agency Approvals: CE, cULus, (EMR-XXXX-DPDT), cURus (EMR-XXXX-SPDT).

ACCESSORIES

Model	Description
16-9ADIN1	Din adaptor
A-360	Aluminum DIN rail 1 m